

Instructions

1. Print on Astrobrights paper for instant color or print on white paper and color the pages. Cut along all solid lines.
2. Fold your file folder as shown. Cut out the cover, color, and cut it in half. Paste one to both outer flaps of the file folder.
3. On the left side of the lapbook, fold and glue the reduce, reuse, and recycle pockets. Identify which of the slips belongs to which pocket. Stick slips in pocket.
4. On the right side of the lapbook, paste the “How to plant a tree” box. Write the steps in from the book.
5. Glue the spine of the 5 ribbons onto the middle of the lapbook. Write underneath the flaps on the blank slips.

© Copyright 2019 Natural Beach Living. All rights reserved.




All rights reserved. This file is for personal and classroom use only. You are not allowed to re-sell this packet or claim it as your own. You may not alter this file.

Some graphics by:

CandyClass.com,

Tangstar Science (teacherspayteachers.com/Store/Tangstar-Science)





Cut out the following pockets and glue them to the right side of your lapbook. Cut out the boxes below and stick them in the folder that best describes each trait.

use a plastic grocery bag as
a trash bag

turn the water off while
you're brushing your teeth

look for a recycling symbol
when you shop

use both sides
of your paper

wrap gifts with newspaper,
not wrapping paper

turn off lights when you're
not using them

take your own bags to the
grocery store

donate old books
or clothing

How to Plant a Tree

_____ STEP 1 _____

_____ STEP 2 _____

_____ STEP 3 _____

_____ STEP 4 _____

_____ STEP 5 _____

_____ STEP 6 _____

How to Plant a Tree

_____ STEP 1 _____

_____ STEP 2 _____

_____ STEP 3 _____

_____ STEP 4 _____

_____ STEP 5 _____

_____ STEP 6 _____

Using the
book as a
guide,
describe the
six steps for
planting a
tree!
Glue this to
the right side
of your
lapbook.

Where does the man with the yellow hat take Curious George?

What are George's favorite exhibits at the science museum?

What does the sign in the special exhibits room say?


What different things can George recycle?

How can it be helpful to plant trees in your community?



Write the answers to the previous page's questions on the following slips. Glue them underneath the flaps.

Curious George
Plants a Tree
Lapbook



Curious George
Plants a Tree
Lapbook

