

FUN WATER PLAY ACTIVITIES FOR KIDS

(be resourceful and use the available materials at home)



AMAZING
BOAT RACE



OCEAN
ANIMALS
PUPPET
SHOW



WATER
SHADOW
PLAY



ICE
PAINTING



RAINBOW
WATER
EXPERIMENT



CARWASH
/LAUNDRY
DAY



COLORFUL
SEASHELL
HUNT



MUSICAL
GLASS
BOTTLES



SINK
AND FLOAT
ACTIVITY



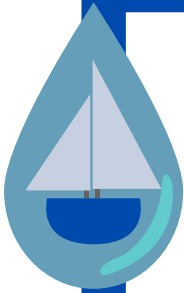
WATER
SPRAY
PAINTING

FUN WATER PLAY ACTIVITIES FOR KIDS

AMAZING BOAT RACE

Using colorful papers or old magazine, make your own colorful boat.

Put the boats in a basin with water and use a fan to make your boat reach the other end of the basin.



OCEAN ANIMALS PUPPET SHOW

Using old folders, draw and cut ocean animals and stick each animal on used pens or pencils. You may also cut ocean animals and stick them on a folder.


Use any table for your stage. Be creative with your story for your puppet show!



WATER SHADOW PLAY

Draw and cut animals, trees and anything under the sun on a folder.

Put a lamp facing the water in a basin. Using the cutouts, create shadows and do fun pretend-play!



ICE PAINTING

Mix water with paint and pour the colored water into an ice tray.

Once the ice cubes are frozen already, you can now use them to paint. This is a very fun sensorial activity for kids!




RAINBOW WATER EXPERIMENT

Use a dropper/syringe with no needle to get the paint and create some magic while combining colors on the paper. You may also sing a song like, "When you mix red and yellow, you make...."



COLORFUL SEASHELL HUNT

Draw, color and cut your own seashells using old folders and hide them around the house. The person to get the most number of colorful seashell will be the winner!



FUN CARWASH/LAUNDRY DAY

This is a great time to teach your children how to help at home. Two of the fun and meaningful chores that they may learn are cleaning your car and doing the laundry with your help and guidance.



MUSICAL GLASS BOTTLES

Using a funnel, put water inside each glass bottle (in increasing amount). The glass bottle with the least amount of water makes the highest sound and the bottle with the most water makes the lowest sound. Using a pen, gently hit the bottles and make wonderful sounds!



SINK AND FLOAT ACTIVITY

Will the object sink or float? Put objects in a basket and have your child guess if the object will sink or float. Divide a paper into two and let your child draw the things that will sink and things that will float on the water.



WATER SPRAY PAINTING

Using old water bottles, put different colors of paint and let your child paint a wall covered with old newspaper or old scratch papers. Your child will surely be a creative painter in the comforts of your home!



(be resourceful and use the available materials at home)

Naturalbeachliving.com



